

Lydden Hill Sprint

**Drivers Briefing
(Inc. Junior and New Drivers Briefing)**

Saturday 12 July 2025

**Steve Castle Senior Clerk of the Course
Andy Cox Deputy Clerk**



Welcome

- On behalf of the four clubs, Borough 19 MC, Sevenoaks & District MC, Tunbridge Wells MC and Maidstone & Mid Kent MC I would like to welcome you to this event.
- I would also like to thank you for your entry and hope you have a safe and enjoyable day here.
- I am Steve Castle, your Senior Clerk of the Course, Andy Cox is Deputy Clerk and Chris Humphreys Assistant Clerk at Lydden today. We can be contacted via Event Administration.



Access

- Access to this event will be limited. Admission will be for a driver plus three, E-tickets will be sent electronically and will be received from the email address **TicketCo**, *please also check your Junk Mail as they may be redirected.*
- Access to the venue will be via the new entrance gate, post code: CT4 6RY
- **From Canterbury direction**
Continue along the A2 until you meet the Coxhill traffic lights, use the right turning lane to turn into Geddinge Lane following signs for 'Lydden Hill new entrance'
- **From Dover direction**
Continue along the A2 until you meet the Coxhill traffic lights, turn left into Geddinge Lane following signs for 'Lydden Hill new entrance'
- **From Shepherdswell**
Do not turn onto the A2. Go straight over the A2 onto Geddinge Lane and take the first right into the circuit.
- [Link for Directions From our Old Gate](#)



Catering

- Catering will be available from the Food Bay and will be takeaway.

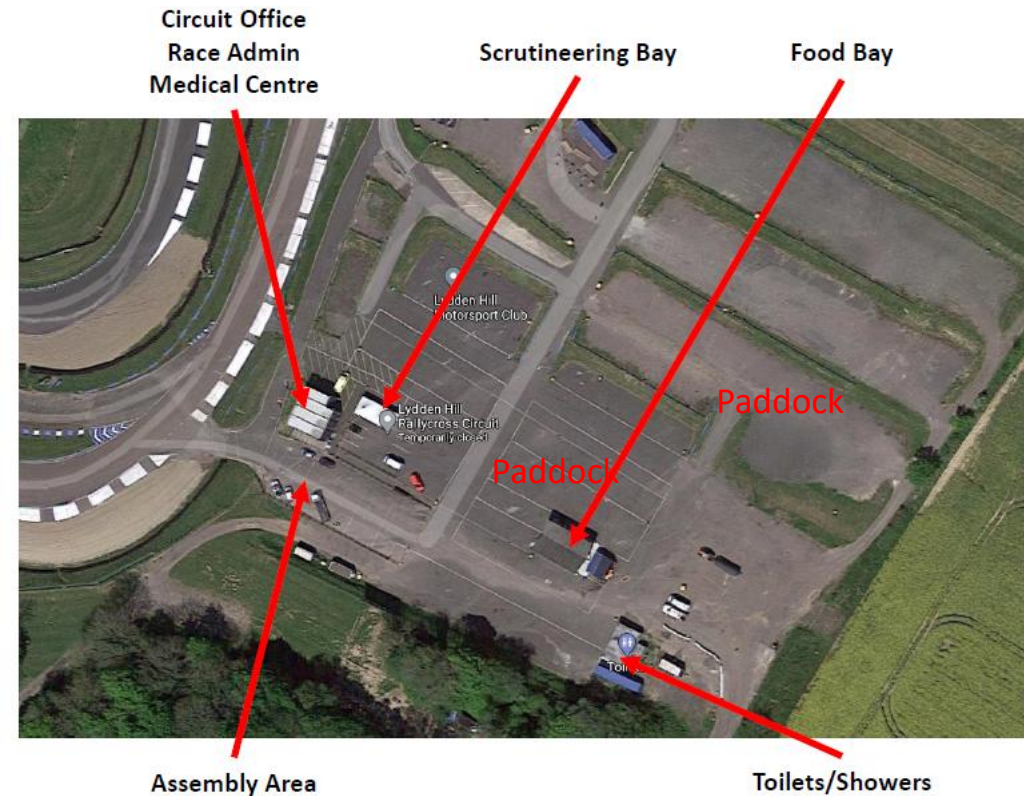
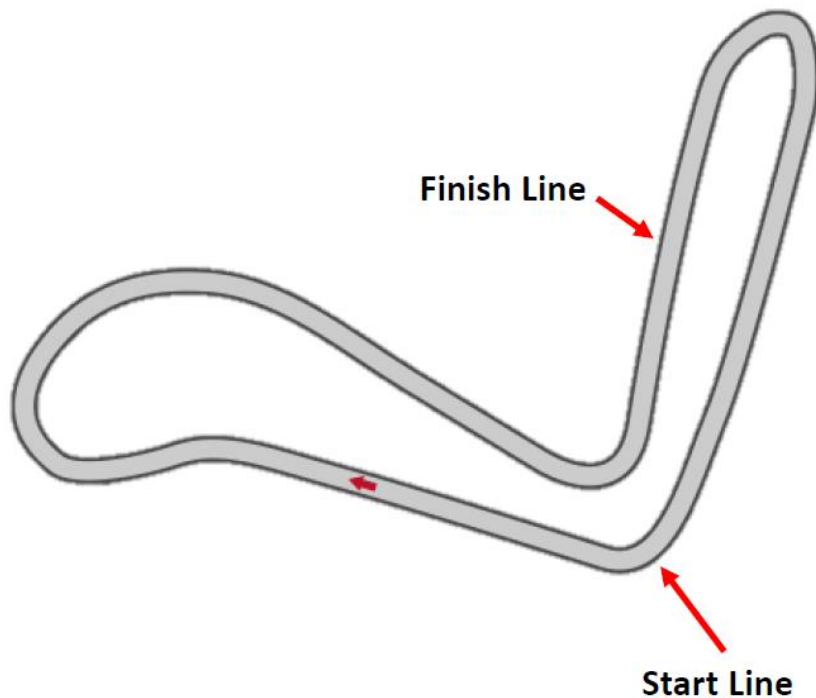
Judicial Procedures

- Any judicial matters will be dealt with in accordance with current Motorsport UK legislation as prescribed in the Blue Book



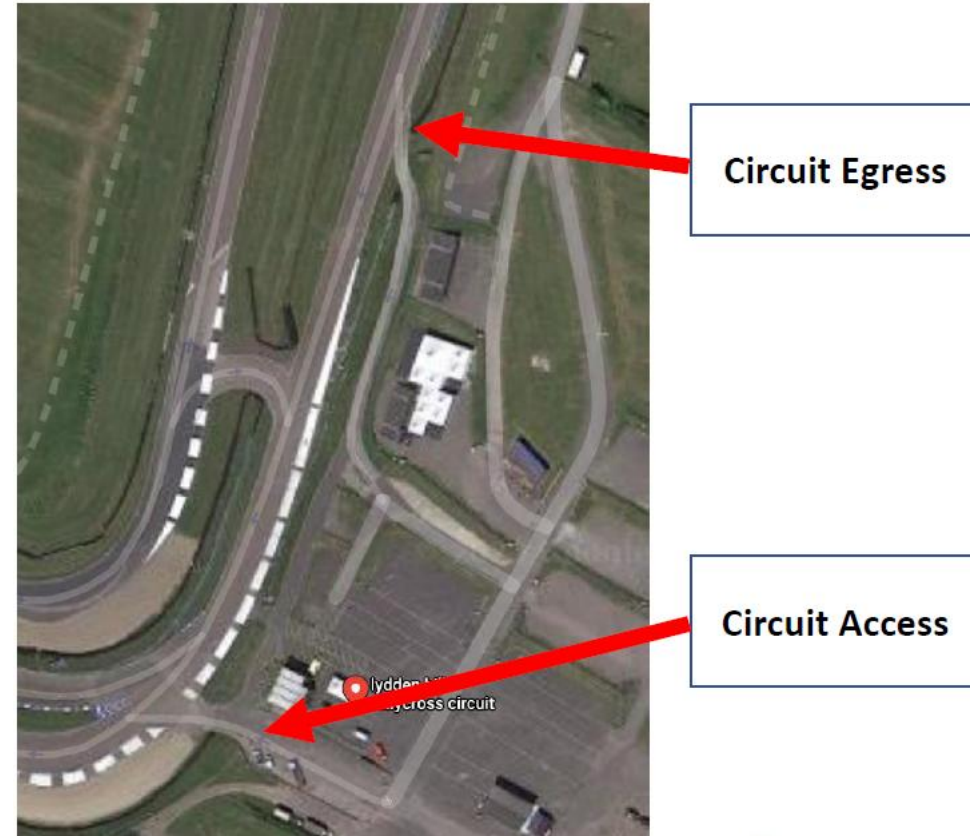
Venue Layout

- Paddock
There will be allocated paddock space, please refer to the Paddock Plan.



Circuit Access/Egress

- Circuit access is via the Assembly Area; the marshals will call you forward to the start line.
- Circuit egress, once your run has finished, will exit via the slip road at marshals post 8.
- Once you have passed the chequered flag/chequered boards, please slow down being aware there may be cars behind on their timed run and return to the paddock.



Junior Competitors

Junior Observation Laps: New Junior Sprint Competitors will be required to drive observed laps prior to the Competition in order to satisfy the Clerk of the Course that they are competent to take part, subject to the following:

- (a) Start singly and run over the duration of the course at least 3 times.
- (b) A Motorsport UK licensed driver may accompany the new Competitor, subject to approval of the Clerk of the Course,
- (c) Observed laps are not required if the Competitor can provide the Clerk of the Course with proof of having competed as a Driver in three other Motorsport UK Permitted events



Event Format

- **Practice**

Consists of 1.75 laps from the Paddock Gate. The finish will be situated on the approach to the top hairpin. Upon completing the 1.75 laps, competitors should pull to the left of the track, slow and use the slip road to proceed back to the paddock.

- **Timed Runs**

The FOUR Timed runs are over 1.75 laps for each timed run. The finish will be situated on the approach to the top hairpin. Upon completing the 1.75 laps, competitors should pull to the left of the track, slow and use the slip road to proceed back to the paddock.

- **Best Improvement Run**

Time permitting, the Best Improvement Run will follow on after the timed runs using the same format as employed for the Timed runs.



Start Procedure

- The start procedure for both practice and timed runs is that cars will be formed in the Paddock assembly area and then brought forward to the startline.
- When each vehicle is in position to start the driver will be directed to watch the traffic lights .
- When the traffic light changes from red to green the driver has a maximum of 5 seconds to leave the startline. After this 5 second interval the run will be void and no re-run will be given.
- There will be three cars maximum on circuit at any one time.



On Track Procedure

- There must be **no overtaking** and no interfering with other competitors who are on a timed run. If you are baulked, please be at least 4 car lengths behind the other competitor when crossing the finish line otherwise the timing equipment will think only one vehicle has crossed the line.
- Competitors will complete both practice and timed runs in class order. Double drives - the first driver must bring the car straight back to the assembly area so that the second driver can take their run as soon as possible.
- On seeing a Red Flag, slow down and return to startline via the paddock.
- Competitors will be penalised by 5 seconds for each course cone struck
- All four wheels off at any point will result in the time and the run being disallowed and this includes all four wheels over the white line at the edge of the circuit.



Paddock Regulations

- Refuelling –Please do not fuel with a hot car, but ensure you are fuelled in time for your run. Also ensure you have enough fuel to rerun should this be required.
- There is a 10mph speed limit in the paddock area.
- The circuit perimeter roads cannot be used for testing cars.



General

- Driving Standards will be monitored for the duration of the event, on track incidents will be investigated and action may be taken if necessary.
- If you have been involved in an incident and would like to speak to a Clerk about it, please speak with Event Administration in the first instance.
- All organising clubs encourage a positive environment on and off the track, therefore, we ask all attendees to follow the Motorsport UK Race with Respect guidelines at this event.
- Motorsport is a non-contact sport.

