



The Quaker City Karting Series
Supplemental Rules
2026

Introduction

The Quaker City Karting Series (QCKS) was formed to provide affordable entry into competitive kart racing. This series has adopted the NKA competition rule book for use (<https://www.nkaonline.com/rules>). This document provides additional information specific to QCKS. The point structure set forth in this document is the official point structure used by Quaker City.

Senior Staff

Owner/Awards Presenter - AJ Fox

Series Director - Loraine Pollock

Race Director - Gavin Isaacs

Tech Director - Augie Doehre

Grid Manager - Justin Usselman

Scales Manager - Alyssa Ryniak

Timing & Scoring - Erynne Capalbo

General Conduct

By participating in any Quaker City Motorsports Park event, you agree that you assume all liability and responsibility for the acts of yourself, your driver, and/or any pit crew and spectators associated with your entry. You also agree to allow Quaker City officials to inspect your race equipment at any time and to abide by any decisions made by those officials. Outbursts of loud/distracting behavior, vulgar language, and/or failure to follow the instructions of any Race Official will not be tolerated. Threatening actions such as intimidation, verbal abuse, harassment, or physical violence towards any Quaker City Official, Staff Member, Event Participant, or any other attendee at an event could result in the entrant's disqualification or ejection from the Event and from future Quaker City events.

Registration

Racers or their guardians are responsible for online registration for Quaker City Motorsports Park practices and QCKS race dates through Alpha Timing at <https://quakercity.alphatiming.co.uk/>.

If you need guidance or support, please email info@raceqcmp.com.

Practice Days

Practice passes will include an NKA wristband for the driver. Any additional wristbands for guests entering the facility will need to be purchased separately. Practice days will be posted to the Quaker City Karting Facebook page as well as the Quaker City Karting Series Discord. All practice days and hours are subject to change due to private rentals and national events. It is the drivers' responsibility to check Alpha Timing for availability. Season Pass Holders must still register online for the practices they wish to attend.

Season Practice Pass (All NKA Practice bands included)	\$1000
*25% Discount for direct family Season Passes	
*25% Discount for Garage tenants	
Practice Day Pass	\$55
SNELL Helmet Rental	\$25
Guest Pass (Adult & Minor 5+)	\$5
*\$400 Guest Pass covers all practice bands	

Race Days

Your race entry fee will include one NKA driver wristband. Any additional wristbands for guests entering the facility will need to be purchased separately.

First Class Entry (Includes one NKA Driver Pit Pass)	\$85
Second Class Entry (per driver)	\$60
Kid Kart Entry	\$40
Transponder Rental	\$20/Day
Damaged or lost transponder	\$400
Non-Driver Guest Pass (Adult & Minor 5+)	\$15
SNELL Helmet Rental	\$25
Damaged or lost helmet	\$200
Garage 1 - 20	\$2000/Year
Garage 21 - 40	\$2800/Year
12'x60' Paddock Spots 1-69, 87-89	\$600/Full Year \$400/Race Season
12'x60' Paddock Spots 70-86	\$20/Race Day FREE

Refunds/Credits

Race event cancellations greater than 48 hours prior to the start of the event (8:00 am Thursday for Saturday race, 8:00 am Friday for Sunday race) will be granted a full refund. Cancellations made less than 48 hours prior to the start of the event will be granted a credit towards a future QCKS entry. There will be no refunds or credit given for cancellations, no-shows, or breakdowns once the event has started.

Practice cancellations greater than 24 hours in advance will be granted a full refund. Cancellations less than 24 hours will be granted a credit towards a future open practice day.

Facility

Paddock Space

All trailers and tow vehicles MUST be parked in a paddock spot during all practice and race events. No parking on the asphalt will be permitted.



Paddock Movement

The speed limit in the paddock is 10 mph.

Minors under 16 are not permitted to use bicycles, scooters, skateboards, and other modes of transportation in the karting paddock. We ask that you please leave these and similar items at home for the safety of minors and all others in attendance. A valid Driver's License is required for any motorized vehicle usage.

Karts are never to be driven in or through the paddock.

Full Year/Season Paddock Move Days

There are two events (plus the off season) that we ask full year and season paddock owners to move their equipment to a different part of the facility:

CKNA East / June 5th - 7th / Out before Wednesday June 3rd

Apex Midwest / August 21st - 23rd / Out before Wednesday August 19th

Off Season / October 31st - March 31st / Season Paddock Only

Engine Starts

Engines are not to be started prior to 7:00 am or after 11:00 pm.

Track Access - Practice Days

Instructors and mechanics may enter the track area to teach and/or restart racers who have stalled or become stuck with prior approval from the Quaker City Practice Manager.

Track Access – Race Days

No crew, racer, mechanic, parent, or other persons may enter the racing surface or distract QCKS staff for any reason. Quaker City officials and medical personnel are the only persons allowed on the track surface unless otherwise authorized by the Race or Series Director.

Safety

Pre-Tech

Drivers, parents, and/or mechanics are responsible for ensuring all safety equipment is in good operating order and in use as the manufacturer intended during practice and races. Entrants must ensure that their karts comply with the conditions of conformity and safety throughout the event.

Weights

All weights must meet NKA 10.4.10 standards, but we strongly recommend that all weights are to be safety clipped or safety wired on top of being double nutted.

Helmets

Competitors will need to have a 2026 Quaker City Tech Sticker on their helmet for both practice and race days. All helmets must meet NKA 10.4.6.1 Standards. Tech stickers are good for the entire 2026 season.

Personal Cameras

All cameras must meet NKA 20.1.1 standards regardless of whether it is a race or practice day.

Race Days

Series Dates

April 25

May 9

June 27/28 *GLSS*

July 25/26

August 15/16

September 5

September 26

September 27 Enduro

Classes

A driver's competition age will be determined by the driver's attained age during the calendar year except for racers younger than 5 and 7 years old. Some classes may be run at the same time with either a blended or split start.

Kid Kart:

Age: 5 - 8 years old

Chassis: Kid Kart or Cadet

Weight: 150 lb. min. for Comer or Honda 50cc

200 lb. min. for Junior LO206 w/Carb Lock & Black Kid Kart Slide

Gear Ratio: Comer - 10:89 Honda - 16:89 LO206 - 15:57

Tire Circumference: Max. 33.25"

LO206 Cadet:

Age: 7-12 years old

Engine: Briggs and Stratton LO206 w/Carb Lock

Weight: 250 lb. min. with Red Slide

LO206 Junior:

Age: 11-15 years old

Engine: Briggs and Stratton LO206 w/Carb Lock

Weight: 320 lb. min. with Yellow Slide

LO206 Senior:

Age: 15+ years old

Engine: Briggs and Stratton LO206

Weight: 360 lb. min. with Stock Slide

LO206 Masters:

Age: 30+ years old

Engine: Briggs and Stratton LO206

Weight: 380 lb. min. with Stock Slide

Mini Swift:

Age: 8 - 12

Engine: IAME

Weight: 245 lb. min.

Mini Max:

Age: 8 - 12

Engine: ROTAX

Weight: 255 lb. min.

Junior Max:

Age: 12 - 15

Engine: ROTAX

Weight: 320 lb. min.

Senior Max:

Age: 15+

Engine: ROTAX

Weight: 360 lb. min.

Senior TaG:

Age: 15+

Engine: IAME X30 / IAME Leopard / ROK GP

Weight: 360 lb. min. (Minimum Weight subject to change by engine platform*)

*In TaG QCKS reserves the right to allow additional engine platforms provided the requests are submitted ahead of race day.

Novice Racers

Any racer who has raced in less than three (3) QCKS events at any level will be required to mark their kart in the following areas:

- X's on the back bumper on either side of the number panel
- a single X on the back of the racer's helmet

All X's shall be made with neon pink electrical tape. X's may be removed on the racer's fourth race. Racers who move up a class (example: Junior to Senior) are also required to abide by this rule. Quaker City race officials can require a racer to keep their novice tape past 3 races if deemed necessary for safety reasons, or waive the requirement for established experienced racers.

Numbers

Numbers must be correctly displayed on all four sides of the kart. Numbers must be legible at speed and meet NKA 20.1.3.1-4 standards. Numbers are required for every session of race days and racers may be removed from the track if their numbers are not legible or if they do not match the number registered for the event.

Tires

Kid Kart	Open	
Cadet & Mini	Dry: 4.6 MG Red SH2	Wet: 4.2 MG SW2
All Other Classes	Dry: 4.6/7.1 MG Red SH2	Wet: 4.2/6.0 MG SW2

*All LO206 and Rotax Junior classes will be allowed to run the Mojo D2 in place of the MG SH2 and Mojo W5 in place of the SW2 for 2026.

*Rotax Senior will be allowed to run the Mojo D5 in place of the MG SH2 and Mojo W5 in place of the SW2 for 2026.

*All Rotax classes will be allowed to run the Envinco SKH2 in place of the MG SH2 for 2026.

Tire Disposal

Used tires may be left with Quaker City Motorsports Park for disposal, charged at \$5 per tire which can be paid in cash. Any tires left next to or in garbage cans will incur a fine of \$100 and result in event disqualification.

Fuel

The official fuel for LO206 and ROTAX engines is 93 octane and for IAME, CIK, and ROK engines is 110 octane. All fuel must test within +/- 10 points on the fuel tester when compared to a fresh sample from the track pumps or the driver will be disqualified from the event.

Transponders

Transponders are to be mounted on the sidepod no closer than 9 inches from the centerline of the kingpin to the leading edge of the transponder.

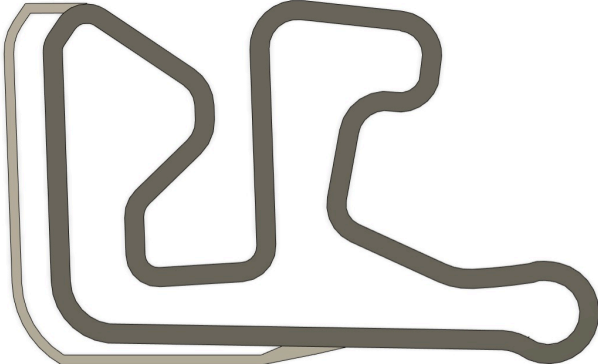
Transponders rented for the day must be returned immediately following your last race. If not returned or returned damaged, you will be charged the full retail price of the transponder.

Race Day Schedule

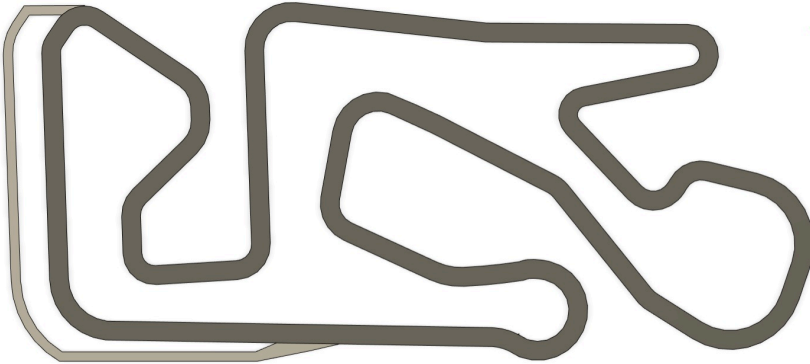
The race day schedule will be posted in Discord under **#event-documents** and is subject to change based on class turnout.

Track Configurations

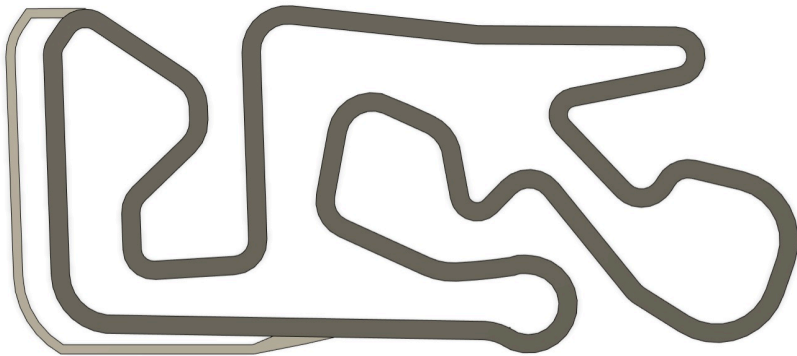
Kid Kart



National Layout



Full Track



Grid Procedure

Karts are to be pushed to pre-grid no more than 10 minutes prior to their session time. All accompanying crew must move out of the grid lines once the one-minute time is called. Karts will not be released from the grid to the track if crew are still in the grid lines when the one-minute time expires. No work is to be done on the kart once it has entered the grid except for adjusting tire pressures.

Rolling Start

Start Zone Procedure: All drivers will use the outer loop as their out lap. The pole sitter shall approach the start zone at a reasonable and maintained pace, roughly 20mph. The speed shall be constant until the pole sitter reaches the start zone which is defined by a set of blue cones. The pole sitter will start the race anywhere within this defined zone, and the starter will extinguish the start lights or display a green flag to signify that the race has started once the leader has started the race.

Any driver who accelerates before reaching the start zone set shall be considered to have jumped the start and is subject to infraction. If the pole sitter has not accelerated when they have reached the last set of cones the starter shall start the race and begin. No driver may lead the pole sitter out of the start zone. If it is deemed that a driver has led the pole sitter out of the start zone and the race has started it shall be considered a jump start and shall be subject to infraction.

Light Procedure: The red lights will be fully illuminated as the field approaches the Start Zone. When the flagman starts the race, the red lights will go out signifying to the field the race has started. If the start is aborted, the red lights will remain on and two orange lights will illuminate.

Waived Start

The Head Flag/Starter may waive off a start for certain circumstances. Once the start has been waived, all karts are to use the outer loop to return to the straightaway. If the start is waived a second time, the pole sitters will move back a row and 3rd and 4th position sitters will take pole. Any racer who ignores the waived start will be disqualified.

Race starts will not be waived for jumpstarts. The racer who jumped will be given a 2-second penalty unless the racer gives the position back to the pole sitter before turn 2.

Full Face Tuck

No full face tucks are permitted during any QCKS event. Drivers will be given a warning for the first offense and disqualified for the day on the second offense.

Session Restart After a Red Flag

For restarts following a red flag incident, karts will line up single file based on their position when they crossed the start/finish for the last fully completed lap prior to the red flag. All drivers involved in the red flag will start from the back. Drivers will take the outer loop to take green.

Session Ended After a Red Flag

A session will be considered completed if a red flag occurs after the session's halfway mark. Finishing position will be determined by the last completed lap. If more than half the field has crossed start/finish when the red flag is shown that will be considered the final completed lap.

Driver Responsibility

Restart: If a mechanical issue happens on track, attempted restarts must be done as safely as possible, either in a cut-through or off-track. Restarts on track must be done under the supervision of a corner worker and if deemed unsafe, pulled off track until traffic has passed. All restarts must be attempted with the driver in the seat. Track workers may assist Kid and Cadet in restarting and reentering the track.

Non Restart: It is the driver's responsibility to remove themselves and their kart to a safe location as quickly as possible if the kart cannot be restarted. Karts should be pulled as far off the track as possible, or strategically placed behind a tire wall or barrier. Once the kart is no longer a danger to other racers, the driver must find a safe location away from the track preferably with a corner worker, or behind a barrier. At no point should a driver sit or lay down next to their kart. A driver should always be aware of their surroundings and be ready to move out of the way of an uncontrollable kart. Drivers should never remove their helmet while the track is hot. Drivers may remove gloves, neck brace, chest protector and unzip the top of their racing suit to avoid overheating. All items must be put back on prior to driving their kart off track if recovery is not needed.

Scale Procedure

Drivers may NOT drive onto the scales. Drivers must turn off and exit their kart before pushing their kart onto the weighbridge. Any racer that does not comply will be automatically disqualified from the session.

Technical Regulations

All technical regulations will be specific to your engine manufacturer. These are chassis and engine specific rules. Ensure you are following the most up to date engine manufacturer regulations for 2026. Technical violations are subject to penalties, disqualification, and suspension.

LO206: <https://www.briggsracing.com/support>

IAME: <https://iameusaeast.com/pages/technical>

ROTAX: <https://www.rotax-racing.com/rmc-regulations>

ROK: <https://rokcupusa.com/rules/rok-cup-usa-series/>

Protests

Protests must be submitted no later than 30 minutes following the heat and will only be accepted with an official NKA protest form and a \$100 fee paid in cash. If the protest is won, the fee will be refunded. Sufficient evidence must be provided along with the protest form and fee and will be delivered to the Race Steward before any decision is made. Protests can only be submitted for penalties that have been levied by race officials.

Award Structure

Awards will be presented for first, second, and third place in each class per round except Kid Kart where all participants receive an award.

Point Structure

Event points are awarded based on the number of legal entrants per competition class plus the below point structure. Only racers that compete in the Final Race of their class are awarded points.

Position	Points Awarded
1st	200
2nd	180
3rd	175
4th	170
5th	165
6th	160
7th	155
8th	150
9th	145
10th	140
11th	135
12th	130
13th	125
14th	120

Position	Points Awarded
15th	115
16th	110
17th	105
18th	100
19th	95
20th	90
21st	85
22nd	80
23rd	75
24th	70
25th	65
26th	60
27th	55
28th	50

Position	Points Awarded
29th	45
30th	40
31st	35
32nd	30
33rd	25
34th	20
35th	15
36th	10
37th	8
38th	6
39th	4
40th	2

Rain/Incomplete Event Points

Classes that don't complete the Final will be awarded rain points. Rain points are defined as 175 points plus a point for each legal entrant in the class.

Championship Ranking

Each driver will count 8 of 10 races in the division to determine the final standings for the yearly championship.

The season championship awards will be presented for the first, second, and third place drivers of each class based on total points from the individual racer's best 8 of 10 rounds.

Replacement Scores

Two drops are available per 10 race sprint series. A no-show will be considered the first dropped score. If a racer competes in all 10 races the two lowest scores will automatically be dropped to designate a champion.

Ties

If there is a tie, the following criteria will be used to determine the ranking for the championship:

- most wins throughout the season
- then, most 2nd place finishes
- then, most 3rd place finishes; and so on.

Once either of the tied competitors achieves a better record the tie will be considered broken and the competitor with the better record will be awarded the higher position.

Questions & Concerns

Questions or concerns regarding scoring and points can be emailed to info@raceqcmp.com.